

## **Small Group Activities**

### **1. Creationary**

**What You Need:** “Thumbtationary Cards” (Activity Page), water-based inkpads, fine-tipped markers, paper, magnifying glasses, wet wipes

**What You Do:**

- Lead kids in a variation of Pictionary®.
- Help kids get into groups of two or three.
- Show kids how they can use their thumbprints or fingerprints—plus a marker—to draw pictures. You might illustrate a flower, a snail, or a spider.
- Give each group a set of “Thumbtationary Cards” (facedown), paper, an inkpad, and markers.
- Guide kids to take turns drawing a card from the “deck” (being sure their partner can’t see) and using their thumb and/or fingertips and markers to create the item shown while their partner guesses.
- When each team finishes, invite them to use the magnifying glasses to examine and compare their fingerprints. You can even ask kids to describe their prints, such as: “One of mine kind of makes a U,” “One of mine is swirly,” or, “Mine curve round and round.”
- Emphasize that no two people have exactly the same fingerprints. Each person’s fingerprints are unique!
- Guide kids to wipe their fingers with the wet wipes.

**What You Say:**

“What were some of the things you drew? (*a cat, a cloud, a sun, a tree, a dog, a fish, a bird, a flower, a caterpillar, an elephant*) What do all those things have in common? (*Pause.*) Yes! They’re all things made by God!

“The Bible tells us that EVERYTHING God made points to Him. So, when you **[Bottom Line] FOCUS** (*binocular motion*) **on what you can see**, you can see how amazing and wonderful God is!

“And you know what else? God called everything that He made good, but when He made His final creation—His masterpiece—He said it was VERY good. Do you know what God called very good? (*Pause.*) Yes! When God made people, He said His last creation was VERY GOOD.

“If God called people very good, what do you think God thinks about YOU? (*Pause.*) Yes! The Bible tells us that you are amazingly and wonderfully made! And God loves you more than you could ever imagine!

“So, **[Bottom Line] FOCUS** (*binocular motion*) **on what you can see**. When you do, you’ll see an amazing God!”

## 2. Prayer

**What You Need:** Index cards; markers

**What You Do:**

- Set out the markers, and invite kids to draw their favorite thing God made.
- If time allows, invite kids to share their drawings.

**What You Say:**

“Today you learned that it’s important to **[Bottom Line] FOCUS** (*binocular motion*) **on what you can see**. So, what are some things God made that you can see? (*flowers, trees, animals, people, the sun, stars, etc.*) Yes! And you know what? The God who made the ENTIRE universe—the God who made (*name things the kids named*)—loves YOU! He loves [kid’s name] and [kid’s name] and (*repeat with each child’s name*). In fact, He loves you so much that you can’t even imagine how much He loves you! He loves you so much that He sent His Son, Jesus, just for you! Now THAT’s a lot of love!

“So, remember: **[Bottom Line] FOCUS** (*binocular motion*) **on what you can see**. Because when you **[Bottom Line] FOCUS** (*binocular motion*) **on what you can see**, you can see how amazing and wonderful and powerful and kind and good and loving God is! So, remember: **[Bottom Line] FOCUS** (*binocular motion*) **on what you can see!**”

(*Pray, thanking God for His amazing creation and for His love. Be sure to mention each child by name.*)

## Connection Time

Use the following questions to keep the conversation going and to keep kids thinking about what they’re learning!

- If you could have ANY animal for a pet, what would it be? Why?
- If you could be an astronaut, where would you want to go?
- Say: **[Bottom Line] FOCUS** (*binocular motion*) **on what you can see!**

# Seeing God in Creation

**Bible Story:** Seeing God in Creation • *Romans 1:20*

**Bottom Line:** Focus on what you can see.

**Key Question:** What's your favorite thing that God created?

**Memory Verse:** "Let us keep looking to Jesus. He is the one who started this journey of faith. And he is the one who completes the journey of faith." *Hebrews 12:2a (NIRV)*

**Life App:** Faith—Trusting in what you can't see because of what you can see

**Basic Truth:** I can trust God no matter what.

## Small Group

### Discussion Questions

**What You Do:**

**Ask:**

- Imagine if all of creation could speak. What might the following tell us about God?
  - Mountains
  - Ants
  - Wind
  - Sand
  - Planets and stars
  - Snow
  - Horses
  - Jesus
  - Molecules
  - You
- What would be a good name for a detective agency that looks for God? What evidence would be in their files?
- What are some important reasons for looking around to find evidence of God?

### Make It Personal with Prayer

**What You Need:** Paper, pencil

**What You Do:**

- **Give** each of the kids a piece of paper and a pencil.
- **Invite** them to write the word "CREATION" vertically on the blank page and use the letters to form other words that remind them of what they learned today.
- **Encourage** kids to be creative but to choose meaningful words that form a list of thoughts, a sentence, or even a poem.
  - Anything goes as long as there is a connection with something they are taking away from today's content.
  - For example:

Take a **C**loser look  
**Romans 1:20**

sEen  
InvestigAte  
faiTh  
Evdence  
Observe  
No excuses

- **Allow** kids to work individually, or as a family.
- **Offer** suggestions as needed.
- **Close** in prayer.

**What You Say:**

"Dear God, thank You for the amazing world we live in. Everywhere we look there is evidence of Your love and power. When we focus on what we can see in nature and all of Your creation, we realize that we have no excuse for not believing in You. Help us this week to take a closer look at how we can know and follow You. In Jesus' name, amen."



sun




fish



cloud



dog



cat



tree

**What to Do:**

Print on cardstock and cut apart. Provide one set for every two kids.

**Thumbtictionary**

VBS, DAY 1, Small Group K-1


©2019 The reThink Group, Inc. All rights reserved.



caterpillar



elephant



flower



spider



bird



turtle

**What to Do:**

Print on cardstock and cut apart. Provide one set for every two kids.

**Thumbtationary**

VBS, DAY 1, Small Group K-1

©2019 The reThink Group, Inc. All rights reserved.

# FOCUS

TAKE A CLOSER LOOK

**FOCUS**  
ON WHAT YOU CAN SEE

Read Romans 1:20.

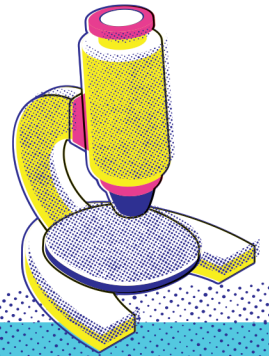
Do you ever wonder what God looks like or why you can't see Him face to face? Wouldn't it be cool if you could sit down next to Him at lunch or kick a soccer ball with God? We cannot see God because He doesn't exist in a physical body that can break down or pass away like our human bodies do. But we can know God and understand what He is like through the things that He has made.

Grab a friend, some paper, and pens, and head outside. Set a timer for one minute and make a list of all the things you see that God has made. When the timer goes off, compare your lists.

Seeing God in Creation • Romans 1:20

Everything you've listed—everything in ALL creation—points to an amazing, powerful, and mighty God. He made all of this, and He made YOU! So if you ever find yourself wondering if He's really there, remember to FOCUS on what you can see.

Thank God for His amazing creation by naming some of the things on your list. Ask Him to help you FOCUS on what you can see as you trust in Him.



2-3

# FOCUS

TAKE A CLOSER LOOK

**FOCUS**  
ON WHAT YOU CAN SEE

Read Romans 1:20.

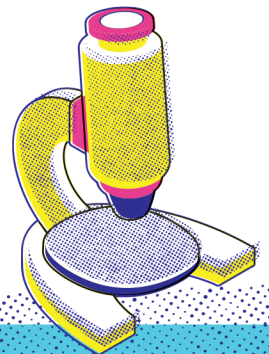
Do you ever wonder what God looks like or why you can't see Him face to face? Wouldn't it be cool if you could sit down next to Him at lunch or kick a soccer ball with God? We cannot see God because He doesn't exist in a physical body that can break down or pass away like our human bodies do. But we can know God and understand what He is like through the things that He has made.

Grab a friend, some paper, and pens, and head outside. Set a timer for one minute and make a list of all the things you see that God has made. When the timer goes off, compare your lists.

Seeing God in Creation • Romans 1:20

Everything you've listed—everything in ALL creation—points to an amazing, powerful, and mighty God. He made all of this, and He made YOU! So if you ever find yourself wondering if He's really there, remember to FOCUS on what you can see.

Thank God for His amazing creation by naming some of the things on your list. Ask Him to help you FOCUS on what you can see as you trust in Him.



2-3



# FOCUS

TAKE A CLOSER LOOK

WHAT'S YOUR  
FAVORITE THING THAT  
GOD CREATED?

Get a blank sheet of paper and some markers. Okay, ready? Draw a picture of God. **And . . . go!**

Wait, what? You may be thinking that you don't even know where to begin with drawing a picture of God.

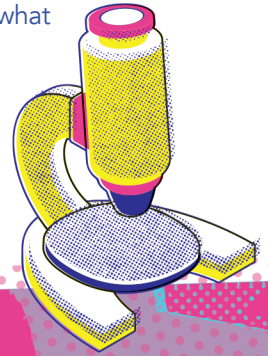
Let's try this instead. Draw a picture of something God created.

What did you draw? A person? An animal? A plant? Something else in nature? Any of these would work, because God made it all!

Seeing God in Creation • Romans 1:20  
**Bottom Line:** FOCUS on what you can see.

When you look at this creation, what do you notice? Take a closer look. Underneath your drawing, write down at least three characteristics of that creation that you believe teach you something about God, like His creativity or attention to detail.

Isn't it cool that even though we can't see God, we can see Him at work, and that helps us get to know Him? This isn't a new idea, though. Paul even writes about this in Romans 1:20, saying it's possible to "see the qualities of God that are not seen" through "what he has made" (NIV). As you go throughout your day today, FOCUS on the things that God has made—the things we can see—and think about what that teaches you about Him!



PRETEEN

# FOCUS

TAKE A CLOSER LOOK

WHAT'S YOUR  
FAVORITE THING THAT  
GOD CREATED?

Get a blank sheet of paper and some markers. Okay, ready? Draw a picture of God. **And . . . go!**

Wait, what? You may be thinking that you don't even know where to begin with drawing a picture of God.

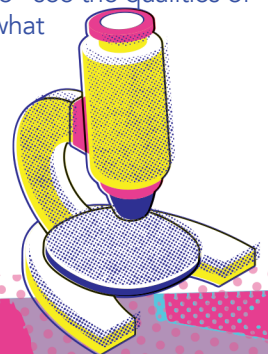
Let's try this instead. Draw a picture of something God created.

What did you draw? A person? An animal? A plant? Something else in nature? Any of these would work, because God made it all!

Seeing God in Creation • Romans 1:20  
**Bottom Line:** FOCUS on what you can see.

When you look at this creation, what do you notice? Take a closer look. Underneath your drawing, write down at least three characteristics of that creation that you believe teach you something about God, like His creativity or attention to detail.

Isn't it cool that even though we can't see God, we can see Him at work, and that helps us get to know Him? This isn't a new idea, though. Paul even writes about this in Romans 1:20, saying it's possible to "see the qualities of God that are not seen" through "what he has made" (NIV). As you go throughout your day today, FOCUS on the things that God has made—the things we can see—and think about what that teaches you about Him!



PRETEEN