

# Seeing God in Creation

**Bible Story Focus:** Look at what God made.

Seeing God in Creation • *Romans 1:20*

**Memory Verse:** “Let us keep looking to Jesus.” Hebrews 12:2, NIV

**Key Question:** Who wants to be your friend forever?

**Bottom Line:** Jesus wants to be my friend forever.

**Basic Truth:** Jesus wants to be my friend forever.

## Make It Fun Activities

### Creation Match Up

**What You Need:** “Creation Memory Cards” Activity Page, cardstock, and scissors

**What You Do:**

Shuffle the cards and place them face down in a grid pattern on the table. Let the children take turns turning over two cards to find a match. If they find a match, ask them to identify the picture on the cards, and set them aside. If no match is found, turn the cards face down on the table to continue playing. Make sure each child has a turn to find a match. Repeat if time allows.

**What You Say:**

“God made SO many wonderful things. I have a few examples here on these cards. But first, we need to search for matches! Turn over two cards and let’s see if we can find a match. Don’t worry, everyone will have a turn. *(Complete Activity)* God made birds and flowers and trees and elephants. He gave us all the wonderful things to enjoy. But the best gift God gave us is Jesus! He wants to be your friend forever! **Who wants to be your friend forever? [Bottom Line] Jesus wants to be my friend forever.**”

### Creations from Creation

**What You Need:** Play-Doh® (one or two lumps per child); “Allergy Alert Poster”; cardstock; nature items (leaves, twigs, small pebbles, feathers, acorns, etc.); small plastic animals; and divided trays or cookie sheets *(optional)*


**What You Do:**

Place the lumps of Play-Doh at each spot. Separate each of the nature items provided into separate piles in the center of the table or on a divided tray. Place the plastic animals in the center of the table. Encourage the children to create items that God has


made using the Play-Doh and any of the items provided in the center of the table. They may even choose to use one of the plastic animals as inspiration as they shape their own animal. OR children may use the Play-Doh and items provided to create whatever they'd like. Allow children to be as creative as they choose and share their creations with each other. Gather all Play-Doh and return to airtight containers. Set all other items aside for clean-up.

**What You Say:**


“One of the amazing things that God created is YOU! And He made you to be creative, too. Let's use our Play-Doh to create something fun. You can either shape your Play-Doh to create something you love that God has made, OR you can create something totally new. Do you see the items from nature here on the table? What do you see? *(Pause.)* Great job, friends. You may use any of these items in your creation, too. *(Complete Activity)* Look at all these creative creations! God made so many wonderful things for us to enjoy and to show us how much He loves us. But the best gift God gave us is Jesus. God gave us to Jesus to be our friend forever. **Who wants to be your friend forever? [Bottom Line] Jesus wants to be my friend forever.**”




whale




bird




elephant



acorn




tree



clouds



flowers



frog